


A GUIDE TO SHRINK WRAPPING

EQUIPMENT & MATERIALS REQUIRED




CN Series Infrared Shrink Tunnel




YC450HL L-Sealer & YC450WR Film Dispenser

Centerfold POF or LDPE Shrink Film

STEP BY STEP PROCESS



Step 1
Load Centerfold Shrink Film onto Film Dispenser & lower Perforating Arm.




Step 2
Place Pack on the Operating Board between the two pieces of Centerfold Shrink Film.



Step 3
Slide the Film covered Pack into the L-Sealer. Depress the L-Sealer Arm and complete the seal & cut process.



Step 4
Place the sealed Pack on the Conveyer at the entrance of the Shrink Tunnel.



Step 5
The Pack now travels along the Conveyer through the Shrink Tunnel.



Step 6
The Pack exits the Shrink Tunnel.



Step 7
A Perfectly Shrink Wrapped Pack.